

# Instapak Quick<sup>®</sup> RT




Foam Packaging

## Protect Anything and Everything, Anywhere

### Now You Can Pack Like a Pro

Instapak Quick<sup>®</sup> RT foam packaging is ideal for:

- Pack & ship stores
- Warranty & repair shops
- Internet-based businesses
- Mailrooms
- Home-based businesses
- Moving & storage
- Retail shipping departments
- Museums & galleries



**Winner**  
American Chemistry Council Innovation Award

# Instapak Quick® RT Packaging

Convenient, Portable, Protective Foam Cushions... Anywhere Instantly

## Enjoy All The Proven Benefits Of Instapak® Foam Packaging

**Easy-to-Use:** Anyone can become a packaging expert — instantly.

**Superior Product Protection:** Virtually eliminate shipping damage.

**No Start Up Costs:** No dispensing system or warming unit required.

**Versatile:** Protects products of almost any size, shape and weight.

**Fast:** Expands in seconds to form custom-fit protective foam cushions.

**Convenient:** Takes up little space and is completely mobile so you can use it anywhere.

**Customer Satisfaction:** Product arrives in a neat professional package.



## No Equipment Needed

Instapak Quick® RT Foam Packaging is a protective packaging solution you can take and use anywhere. By expanding up to 27 times their original size, Instapak Quick® RT foam bags save valuable space, making them the ideal on-demand packaging solution.

*For best results, activate bags stored between 65°F to 90°F / 18°C to 32°C.*



## Quick Tuff® RT Foam

Instapak Quick Tuff® RT foam provides durable cushioning and blocking and bracing protection for heavy products.



| Quick® RT     | #10       | #20       | #40       | #60*      | #80       |
|---------------|-----------|-----------|-----------|-----------|-----------|
| Flat Bag Size | 15" x 18" | 18" x 18" | 18" x 24" | 18" x 24" | 22" x 27" |

\*Contains 25% more foam than the #40 bag.

## Create Protective Foam Cushions In Three Simple Steps

Instapak Quick® RT protective foam packaging can be activated right out of the box and requires no additional equipment.

See user's guide for complete instructions and helpful hints.




### Press!

Press hard on the component "A" oval to break the seal.



### Pat!

Alternately "pat" back and forth on the "A" and "B" ovals fifteen to twenty times.



### Pack!

Nestle the product into the rising foam. Repeat the process as needed.

Distributed by:



Protective Packaging  
10 Old Sherman Turnpike  
Danbury, CT 06810  
203-791-3500 Fax: 203-791-3618  
www.instapakquick.com

**Our Products Protect Your Products®**

Corporate Office: Sealed Air Corporation (US)  
200 Riverfront Boulevard, Elmwood Park, NJ 07407 www.sealedair.com  
© Reg. U.S. Pat. & TM Off. © Sealed Air Corporation (US) 2008. All rights reserved. Printed in the U.S.A.  
The "9 Dot Logo" and "Sealed Air" are registered trademarks of Sealed Air Corporation (US).